

Collaboration - memo report

Overview

Memo Report Management provides a function to manage business report in the form of memo delivery.

Description

- **Memo Report Management** aims to manage memo report information and also provides functions of registering, modifying, deleting, inquiring and inquiring lists of memo report information.

① memo report list inquiry: inquire information defined as memo report and display the results in the order of registration time on the screen..

② memo report registration: register and inquire memo report information.

③ memo report modification: modify registered memo report information.

④ memo report deletion: delete registered memo report information.

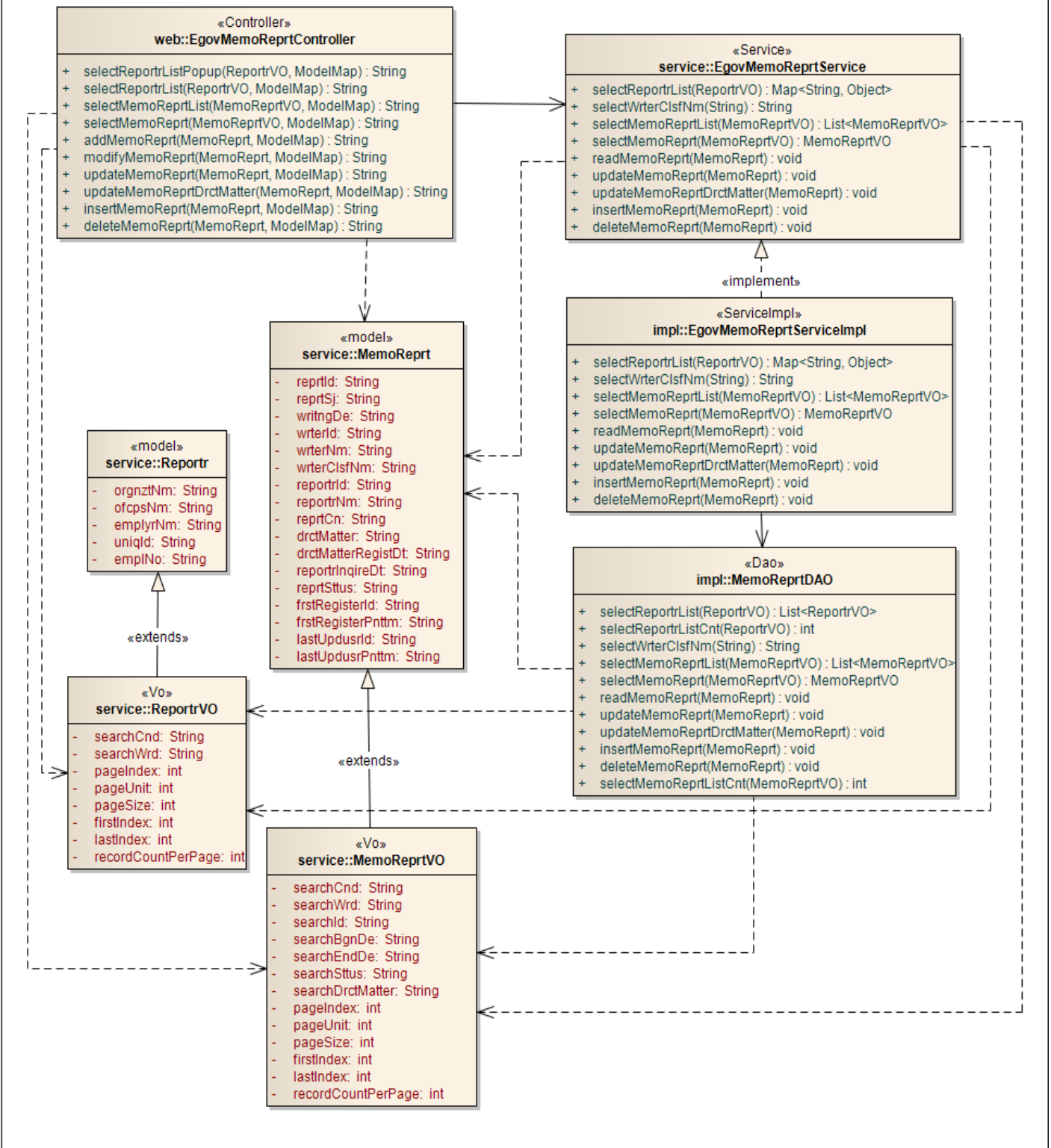
⑤ memo report detail inquiry: inquire registered memo report information.

Related sources

Type	Target source names	Notes
Controller	egovframework.com.cop.smt.mrm.web.EgovMemoReprtController.java	Controller class for Memo Report Management
Service	egovframework.com.cop.smt.mrm.service.EgovMemoReprtService.java	Service Interface for Memo Report Management
ServiceImpl	egovframework.com.cop.smt.mrm.service.impl.EgovMemoReprtServiceImpl.java	Service implementation class for Memo Report Management
DAO	egovframework.com.cop.smt.mrm.service.impl.MemoReprtDAO.java	Data processing class for Memo Report Management
Model	egovframework.com.cop.smt.mrm.service.Reportr.java	Model class for reporter management
Model	egovframework.com.cop.smt.mrm.service.MemoReprt.java	Model class for Memo Report Management
VO	egovframework.com.cop.smt.mrm.service.ReportrVO.java	VO class for reporter management
VO	egovframework.com.cop.smt.mrm.service.MemoReprtVO.java	VO class for Memo Report Management
JSP	/WEB-INF/jsp/egovframework/cop/smt/mrm/EgovReportrList.jsp	jsp page for reporter list inquiry
JSP	/WEB-INF/jsp/egovframework/cop/smt/mrm/EgovReportrListPopup.jsp	jsp page for reporter popup list inquiry

JSP	/WEB-INF/jsp/egovframework/cop/smt/mrm/EgovMemoReprtList.jsp	jsp page for memo report list inquiry
JSP	/WEB-INF/jsp/egovframework/cop/smt/mrm/EgovMemoReprtRegist.jsp	jsp page for memo report registration
JSP	/WEB-INF/jsp/egovframework/cop/smt/mrm/EgovMemoReprtUpdt.jsp	jsp page for memo report modification
JSP	/WEB-INF/jsp/egovframework/cop/smt/mrm/EgovMemoReprtDetail.jsp	jsp page for registered memo report inquiry
XML	/egovframework/sqlmap/com/cop/smt/mrm/EgovMemoReprt_SQL_*.xml	Memo Report Management QUERY XML

Class Diagram



Related Tables

Table name	Table name (English)	Note
memo report information	COMTNMEMOREPRT	Define and manage the property information to manage the memo report information.

ID Generation

- In order to use ID Generation Service, add **MEMO_REPRT** to COMTECOPSEQ, the sequence storing table.

INSERT INTO COMTECOPSEQ VALUES('MEMO_REPRT','0');

Related Screen and Execution Manual

memo report list inquiry

Action	URL	Controller method	QueryID
inquire	/cop/smt/mrm/selectMemoReprtList.do	selectMemoReprtList	"MemoReprtDAO.selectMemoReprtList"
			"MemoReprtDAO.selectMemoReprtListCnt"

10 memo report lists are retrieved per page and paging is carried out every 10 page. The search conditions are report status, report date, comment registration, report title, report content and writer.

In the memo report list inquiry, the status field is changed to Confirmed status when the report viewer presses the detail inquiry. The reporter can not modify/delete memo report information. The Comment field is changed to Registered when the report viewer checks the memo report and post a comment.

메모보고 목록
 조회조건 : --보고서상태--
 보고일자 : ~

--의견등록여부--
 --제목/내용/작성자 조회조건--

번호	보고일자	보고제목	작성자	상태	의견
1	2010-09-29	하반기 교육관련 예산부문 보고	테스트1	미확인	미등록
2	2010-09-29	사무기기 구매관련 보고	테스트1	미확인	미등록
3	2010-09-03	프로젝트 지원관련 보고	테스트1	미확인	미등록
4	2010-09-16	메모보고 관련..	테스트1	확인	등록

Inquire: retrieve registered memo report list.

Register: to register a new memo report, press Register button on the top to move to **memo report registration** screen.


Click report title: move to the **memo report detail inquiry** screen.







Memo report registration
















Action	URL	Controller method	QueryID
등록	/cop/smt/mrm/addMemoReprt.do	insertMemoReprt	"MemoReprtDAO.insertMemoReprt"

Enter and register the property information of memo report.

메모보고 등록

보고일자 * 2010-10-04 
작성자 * 대리 테스트1
보고대상자 *
보고제목 *
보고내용 *

글꼴 — size — — format —
B *I* U ~~S~~
x₂ x²
     

파일첨부

Save: to register a memo report, enter the property of the memo report and press **Save button** on the top.
 Inquire: move to the memo report detail inquiry screen.

Memo report modification

Action	URL	Controller method	QueryID
Modify	/cop/smt/mrm/modifyMemoReprt.do	updateMemoReprt	"MemoReprtDAO.updateMemoReprt"

Modify and save the property information of the memo report.

메모보고 수정

보고일자 *	2010-10-04
작성자 *	대리 테스트1
보고대상자 *	테스트1
보고제목 *	프로젝트 지원관련 보고
보고내용 *	<div style="border: 1px solid #ccc; padding: 5px;"> <div style="border-bottom: 1px solid #ccc; padding-bottom: 5px;"> 글꼴 — size — — format — B <i>I</i> <u>U</u> ☞ x₂ x² 📄 ✂ 📁 ↶ ↷ 🔍 </div> <div style="padding: 5px 0 5px 20px;"> <p>관련 품의결재가 필요합니다.</p> <p>업무에 참조해주시기 바랍니다</p> </div> </div>
파일첨부	<input type="text"/> <input type="button" value="찾아보기..."/>

Save: modify the property of the registered memo report and press **Save button** on the top.
 Inquire: move to the memo report detail inquiry.

memo report detail inquiry

Action	URL	Controller method	QueryID
상세조회	/cop/smt/mrm/selectMemoReprt.do	selectMemoReprt	"MemoReprtDAO.selectMemoReprt"
삭제	/cop/smt/mrm/deleteMemoReprt.do	deleteMemoReprt	"MemoReprtDAO.deleteMemoReprt"

Inquire the property information of the memo report.

메모보고 상세보기

보고일자 *	2010-06-04
작성자 *	대리 홍길동
보고대상자 *	이순신
보고제목 *	프로젝트 지원관련 보고
보고내용 *	관련 품의결재가 필요합니다. 업무에 참조해 주시기 바랍니다.
보고서 상태 *	확인 (2010/09/29 14시 20분)
의견/지시사항 *	<input type="text"/>

Register a comment: register the comment/instruction of the registered memo report and move to the memo report list inquiry.

Modify: modify the property of the registered memo report and use **Modify button** on the top to move to the memo report modification screen.

Delete: delete the registered memo report.

List: move to the memo report list inquiry.
